

PROMISE

A LEGACY OF IMPACT & INNOVATION

MD Anderson's fourth full-time president continues quest to end cancer

THE UNIVERSITY OF TEXAS
**MDAnderson
Cancer Center**
Making Cancer History®

CONTENTS

IN THIS ISSUE



ADOLFO CHAVEZ III

Jamie Broach Byrd helps son Oliver as he and brothers Parker and Harrison donate to brain cancer research. **p. 8**

6 Neurofeedback can ease symptoms of neuropathy Pilot study in Cancer



ISTOCKPHOTO.COM/STARAS

- 3 TIME 100**
Jim Allison, Ph.D., makes list of world's most influential people.
- 7 Still riding strong**
Texas 4000 alumna remains dedicated to fight to end cancer.
- 14 Peace of mind**
Florida donor provides for unmet needs of patients and families.
- 15 Springtime fun**
Kids and parents enjoy festivities at Bunny Hops and Photo Ops.

Melissa and Brendan Locke, with sons Jackson, left, and Carter, are committed to MD Anderson's mission to end cancer.



SARAH NICOLE KRUEGER

Back Cover

SECTIONS

- 3** News Makers
- 7** Moon Shot Momentum
- 8** Donors Make a Difference
- 12** Among Friends
- 13** Spotlight
- 14** Philanthropy in Action
- 15** Survivors Say

Back Cover: iPromise

UPCOMING EVENTS

JULY

- 19: Houston**
Third Party Appreciation Luncheon
- 24: Aspen, Colorado**
Making Cancer History® Seminar

SEPTEMBER

- 12: Houston**
Julie and Ben Rogers Award for Excellence
- 14: Dallas**
A Conversation With a Living Legend®:
Santiago Calatrava, Ph.D.
- 20: Atlanta**
Making Cancer History® Seminar

OCTOBER

- 16: Houston**
Brown Foundation Award for Excellence
in Oncology Nursing

NOVEMBER

- 7-8: Houston**
Board of Visitors Reception and
Annual Meeting
- 15: Houston**
A Conversation With a Living Legend®:
Rich Kinder

ACCESS ANSWERS

To become a patient: Call 877-632-6789 or fill out the self-referral form at www.mdanderson.org.

For more information, please visit www.mdanderson.org/gifts or call 800-525-5841.

Download Promise at www.mdanderson.org/Promise.

If you do not want to receive certain fundraising communications from MD Anderson, please visit our website at www.mdanderson.org/FundraisingOptOut or contact us at 855-344-5272.



ON THE COVER:

MD Anderson salutes its fourth full-time president, Ronald DePinho, M.D., as he continues to pursue his passion for research. **p. 4**

JIM OLIVE

PROMISE

The University of Texas
MD Anderson Cancer Center
Development Office - Unit 705
P.O. Box 301439
Houston, TX 77230-1439
713-792-3450
800-525-5841
mdanderson.org/gifts
promise@mdanderson.org
youtube.com/MDAnderson

Marshall Hicks, M.D.
President Ad Interim

Tadd Pullin
Senior Vice President for
Institutional Advancement

Patrick Mulvey
Vice President for Development

Brette Peyton
Executive Director, Public Relations

Sarah Watson
Editor, Program Director
Development Communications

Allison Schaffer
Assistant Editor
Senior Communications Specialist

Leslie Friedman
Senior Communications Specialist

Marilyn Scaria
Senior Communications Designer

Contributing Writers
Sarah Kettles
Lany Kimmons
Brendan Locke
Scott Merville
Charlie Nater
Karlee Steele

Comments? Suggestions? We welcome your perspective.
Email us your thoughts: promise@mdanderson.org.

PHYSICIANS, RESEARCHERS ACCELERATE MISSION TO END CANCER

Board of Visitors members honor faculty efforts with endowed awards

BY ALLISON SCHAFFER

Dozens of MD Anderson physicians and researchers were in the spotlight April 18 at the President's Recognition for Faculty Excellence, an annual event that honors faculty members whose exceptional efforts have brought distinction to the institution. Among the many awardees, four received cash prizes endowed by members of the MD Anderson Cancer Center Board of Visitors (BOV).

The Jack and Beverly Randall Prize for Excellence in Cancer Research

Funded through an endowment established by BOV member Jack Randall and his wife, Beverly, in 2015, the Randall Prize honors creative faculty members who have shown uncommon foresight and ingenuity in the fight against cancer.

Nicholas Navin, Ph.D., associate professor, Genetics and Bioinformatics, and an Andrew Sabin Family Fellow, is the 2017 recipient of the Randall Prize. Navin, who focuses on understanding genome evolution in human cancers, received the \$100,000 cash award for his seminal contributions in single-cell genomics and for groundbreaking research that established single-cell sequencing.



Nicholas Navin, Ph.D.

The Finneran Family Prize for Translational Research

William B. Finneran, a longtime BOV member, established the Finneran Family Prize in 2013 through a \$1 million endowment. Leading faculty members in translational cancer research who apply findings from basic science to effective cancer therapies are eligible for the \$50,000 cash prize.

Burton Dickey, M.D., professor and chair, Pulmonary Medicine, is the latest recipient of the Finneran Family Prize for Translational Research for exceptional productive translational work in lung epithelial biology.




Burton Dickey, M.D.

Dickey discovered a highly innovative drug to prevent and treat pneumonia, the second leading cause of death in cancer patients after cancer itself, and he is bringing the drug to clinic.


The Shirley Stein Scientific Endowed Research Award

Funded through an endowment established by Triple S-Steel/Gary Stein, a BOV member, the Stein family and longtime BOV member Regina Rogers, the Stein Award offers a cash prize for outstanding clinical research by faculty with limited project resources.

Sinchita Roy-Chowdhuri, M.B.B.S., Ph.D., assistant professor, Pathology, and Simona Shaitelman, M.D., assistant professor, Radiation Oncology, are co-recipients of the 2017 Shirley Stein Scientific Endowed Research Award. Roy-Chowdhuri is recognized for research in defining conditions to optimize the use of routine cytological specimens for multiplex DNA mutation testing. Her findings have improved the likelihood of obtaining a successful molecular test result from a patient's diagnostic pathology material. Shaitelman is honored for building the Lymphedema Screening Initiative in MD Anderson's Breast Center. Her pioneering work has led to the largest lymphedema screening program for breast cancer patients in the U.S.



Sinchita Roy-Chowdhuri, M.B.B.S., Ph.D.



Simona Shaitelman, M.D.



ADOLFO CHAVEZ III

TIME 100 TAPS IMMUNOTHERAPY PIONEER

Jim Allison, Ph.D., makes prestigious annual list

MD ANDERSON Chair of Immunology Jim Allison, Ph.D., whose pivotal insight to attack cancer by treating the immune system instead of the tumor revived cancer immunotherapy, has been named to the 2017 TIME 100. The list, in its 14th year, recognizes the world's most influential individuals.

"Each year our TIME 100 list lets us step back and measure the forces that move us," says TIME Editor-in-Chief Nancy Gibbs. "One way or another they each embody a breakthrough: They broke the rules, broke the record, broke the silence, broke the boundaries to reveal what we're capable of."

Allison's breakthrough liberates the immune system to find and destroy cancer cells, an approach called immune checkpoint blockade. This new class of drugs is saving the lives of significant numbers of patients with a variety of advanced cancers and is transforming the course of cancer research.

"I'm grateful to TIME for recognizing the increasing importance of immunotherapy as a new pillar of cancer treatment," says Allison, who also is executive director of the Immunotherapy platform, part of the institution's Moon Shots Program™ (see page 7). "We're in the early days of successful cancer immunotherapy. Our next step is to extend these treatments to benefit more patients, and our platform is intensely focused on making that a reality."

SCOTT MERVILLE

A legacy of impact & innovation

MD Anderson's fourth president turns focus to cancer research, advocacy

BY SARAH WATSON

MD Anderson salutes Ronald DePinho, M.D., in gratitude for his service as the institution's fourth full-time president, Sept. 2011-March 2017. A visionary leader, DePinho leaves a legacy of historic innovation and global impact. Throughout his tenure, he set an ambitious agenda to recruit and retain world-class clinicians and researchers, speed technology transfer, develop national and international collaborations, and mobilize faculty and staff to effect significant change — in the way teams work, the way research is enabled, the way ideas are applied to create new treatments and digital solutions, and the way knowledge and expertise can inspire health policies that aim to reduce youths' cancer risk. As he resumes his passion for research, DePinho remains a champion of MD Anderson's efforts in Making Cancer History®, conducting translational science to make a meaningful impact in the clinic and advocating for cancer research funding and effective health policy as vice chair of ACT for NIH: Advancing Cures Today, a nonpartisan effort to increase support for biomedical research. In addition, he will coordinate a global multi-sector effort to advance cancer care, particularly for the impoverished.



At the April 2016 International Conference on the Progress of Regenerative Medicine and Its Cultural Impact at the Vatican, Vice President Joe Biden, left, and Ronald DePinho, M.D., discuss MD Anderson's Moon Shots Program™ and its practice-changing advances.

DAVID LIENEMANN

From left, Pat White, president of ACT for NIH; Rep. Diana DeGette; Ronald DePinho, M.D.; Jed Manocherian, MD Anderson Cancer Center Board of Visitors; and Rep. Fred Upton attend the December 2016 signing of the 21st Century Cures Act in Washington, D.C.



COURTESY OF ACT FOR NIH



Ronald DePinho, M.D.

F. CARTER SMITH

RONALD DEPINHO, M.D., professor of Cancer Biology, Division of Basic Science Research, is internationally recognized for his groundbreaking basic and translational cancer research and for his studies in aging and age-associated degenerative disorders. Effective June 1, he holds the Harry Graves Burkhart III Distinguished University Chair in Cancer Research. In 2012, DePinho led MD Anderson in launching the Moon Shots Program™, an accelerated effort to reduce cancer deaths and transform cancer care. Before joining MD Anderson in September 2011, DePinho spent 14 years at the Dana-Farber Cancer Institute and Harvard Medical School in Boston. He is a fellow of the American Academy of Arts and Sciences and a member of the National Academy of Science and the National Academy of Medicine. He is the recipient of the Ellis Island Medal of Honor, Portugal's Order of Saint James of the Sword (knighthood) and many other prestigious honors and awards.

“Having served on the Board of Visitors for nearly 25 years, it has been an honor and pleasure to work closely with Dr. DePinho during his tenure as president, as it was with Drs. LeMaistre and Mendelsohn. Dr. DePinho brought his quest to cure cancer to MD Anderson with great vision and enthusiasm. Worldwide, thousands of cancer patients' lives have been saved and extended by MD Anderson's skilled physicians and staff under Dr. DePinho's leadership. We look forward to following his continued success with best wishes to him and his family.”

— HARRY LONGWELL, *Past Chair, MD Anderson Cancer Center Board of Visitors*

“A true visionary who kept an eye on the horizon and worked hard to shape a better future beyond it, Dr. DePinho remains a tireless advocate for patients and for MD Anderson. As president, he helped us redefine what was possible. Dr. DePinho's positive impact on our institution and our nation will be felt for years to come. I, for one, am proud he always will be a member of our MD Anderson team.”

— MARSHALL HICKS, M.D., *President ad interim*



In April 2015, MD Anderson Cancer Center Board of Visitors members Tom Johnson, left, and Wayne Gibbens, right, and Ronald DePinho, M.D., celebrate the success of A Conversation With a Living Legend® honoring former President Bill Clinton and General Colin Powell at the John F. Kennedy Center for the Performing Arts in Washington, D.C. The bipartisan event raised \$5.2 million for MD Anderson's Moon Shots Program™.

SHAIK ALMANY

As president of this great institution, Dr. DePinho challenged the Board of Visitors to seize unique opportunities to effectively maintain MD Anderson's position as the No. 1 institution for cancer research and patient care. Together we pushed the boundaries, especially in the areas of innovative cancer research and philanthropic support. **We are grateful for his leadership, vision and expertise."**

— JIM MULVA, *Chair, MD Anderson Cancer Center Board of Visitors*

MILESTONES IN MAKING CANCER HISTORY®

DePinho's signature achievement was the 2012 launch of MD Anderson's Moon Shots Program™, bolstered by more than \$435 million in philanthropy to date. The comprehensive assault on cancer has expanded to 13 areas of focus, with 10 enabling platforms. The initiative has inspired the White House Cancer Moonshot Initiative (renamed the Beau Biden Cancer Moonshot under the 21st Century Cures Act) led by former Vice President Joe Biden.

Additional highlights of DePinho's administration include:

- **Top** ranking in cancer care in U.S. News & World Report's annual "Best Hospitals" survey
- Close working relationships with key **world leaders** to advance public health
- **Doubling of annual funding** from the Cancer Prevention and Research Institute of Texas
- **Expansion of the MD Anderson Cancer Network** to seven partner and 15 certified members in the U.S. and to three international associate members
- **Growth** of MD Anderson's Global Academic Programs to 34 institutions in 24 countries
- Increase in **technology licensing revenue** to \$264 million
- **More than \$1.2 billion** in private philanthropy over five years, including a record \$294 million in FY 2016



Ronald DePinho, M.D., updates MD Anderson supporters at an event in September 2012 formally announcing the launch of the Moon Shots Program™.

ADOLFO CHAVEZ/III

“Dr. DePinho is an outstanding scientist

who has tremendous passion for innovative research that will lead to better understanding, diagnosis, treatment and prevention of cancer. This was the main focus for his recruitment of leading investigators to MD Anderson, and for his bold Moon Shot and drug development research agendas for the institution. He greatly expanded our funding from both industry and philanthropy, at a time when federal grants no longer cover the majority of our research costs. And he promoted the continued growth of our national and international collaborative programs, bringing our expertise to patients and cancer programs worldwide.”

— JOHN MENDELSON, M.D.
*Director, Sheik Khalifa Bin Zayed Al Nayan Institute for Personalized Cancer Therapy
MD Anderson President, 1996-2011*



Ronald DePinho, M.D., meets with Pope Francis at the Vatican last spring on behalf of Moon Shots Program™ leaders.

STEM FOR LIFE

“Ron is an inspirational leader,

a highly effective researcher and doctor, and a man of deep passion for those suffering from cancer. He is committed at his core to advancing knowledge that will lead to cures for this disease that has taken far too many of our loved ones for far too long.”

— MEL KLEIN, *Immediate Past Chair, MD Anderson Cancer Center Board of Visitors*

“Ron DePinho is a great friend, a true innovator and one of the most dedicated individuals in the search for a cure for cancer. He was a driving force behind establishing the Andrew Sabin Family Fellowship Program at MD Anderson. It has been a pleasure to work with him as advocates for increased medical funding through ACT for NIH.”

— ANDY SABIN, *MD Anderson Cancer Center Board of Visitors Member*



From left: Former presidents John Mendelsohn, M.D., and the late Charles LeMaistre, M.D., and Ronald DePinho, M.D., talk to the media at MD Anderson's 75th anniversary celebration in November 2016.

F. CARTER SMITH

MELSON NAMED CHIEF FINANCIAL OFFICER

Experienced leader returns after 12 years

MD ANDERSON welcomes Bill Melson as senior vice president and chief financial officer, effective May 15.




He previously worked at MD Anderson for six years, most of that time as CFO, before moving to Texas Children's Hospital, where he oversaw operating revenue growth over 12 years.

"Ben is a capable and experienced leader who is ideally suited to help us strengthen MD Anderson in the near term and set the stage for the institution to thrive in the long term," says Marshall Hicks, M.D., president *ad interim*.

Melson, who in the past year has served on MD Anderson's institutional Audit Committee, says he is honored to return to the institution.

"I've been fortunate and blessed to have been the CFO of two world-class institutions in the Texas Medical Center, and it is an honor and privilege to come back to MD Anderson to join this wonderful team again," says Melson. "I'm extremely optimistic about the future and the trajectory of MD Anderson. We will continue to lead the nation in cancer care and cancer research, and will do so in a financially responsible manner as this institution continues Making Cancer History."

BRETTE PEYTON



Stephen Hahn, M.D., and Marshall Hicks, M.D.

ADOLFO CHAVEZ III

FOCUS ON EXECUTIVE LEADERSHIP

Hicks named president *ad interim*, Hahn becomes chief operating officer

IN MARCH, The University of Texas System Chancellor Bill McRaven appointed Marshall Hicks, M.D., as president *ad interim* of MD Anderson following the resignation of Ronald DePinho, M.D. Hicks has served as division head of Diagnostic Imaging since 2010. A member of MD Anderson's faculty for almost 20 years, he is one of the institution's senior and most experienced leaders.

Hicks is the author of more than 100 scientific publications and is former president of the Society of Interventional Radiology. Specializing in interventional radiology, he has been a collaborator in many clinical research studies of lung, liver, colon and head and neck cancers.

"I'm honored to serve as interim president," says Hicks. "This extraordinary institution holds a special place in the hearts of its patients and their families, our outstanding faculty and trainees, our dedicated staff, the Houston community and people across the world."

Joseph Steele, M.D., professor, Diagnostic Radiology and Interventional Radiology, is division head *ad interim* of Diagnostic Imaging until Hicks returns to his former position.

A search advisory committee will conduct a national search for a permanent president,

aiming to recommend top candidates to the UT System Board of Regents by September 2017.

Deputy president, chief operating officer

In February, Stephen Hahn, M.D., former division head, department chair and professor of Radiation Oncology, was named deputy president and chief operating officer. He is responsible for managing day-to-day business, clinical and faculty matters.

"Since joining MD Anderson more than two years ago, I've had the pleasure of serving alongside our outstanding faculty," says Hahn. "I look forward to working with the MD Anderson community to serve our patients."

An internationally recognized leader in radiation oncology, Hahn joined MD Anderson from the University of Pennsylvania's Perelman School of Medicine, where he was chair of Radiation Oncology from 2005 to 2014.

He is an active clinician with expertise in lung cancer and sarcoma. His research focuses on the molecular causes of the tumor microenvironment, particularly the study of chemical signals that go awry and the evaluation of proton therapy to improve efficiency of radiation therapy.

BRETTE PEYTON

STUDY SHOWS NEUROFEEDBACK CAN EASE NEUROPATHY SYMPTOMS

Functional brain training seen as new tool for patients with chemotherapy-induced nerve damage



Sarah Prinsloo, Ph.D.

A TYPE of functional brain training known as neurofeedback shows promise in reducing symptoms of chemotherapy-induced peripheral neuropathy (CIPN), according to an MD Anderson pilot study published in the journal *Cancer*.

CIPN is caused by damage to the nerves that control sensation and movement in arms and legs. It's estimated to affect between 71 and 96% of patients one month after chemotherapy treatment, says Sarah Prinsloo, Ph.D., assistant professor of Palliative, Rehabilitation and

Integrative Medicine Research. Symptoms include pain, burning, tingling and loss of feeling.

"We observed clinically and statistically significant reductions in peripheral neuropathy following neurofeedback techniques," says Prinsloo, lead investigator of the study. "This research suggests that neurofeedback may be a valuable approach to reduce neuropathy symptoms and their impact."

The study was funded by the American Cancer Society, the Rising Tide Foundation, the Hille Foundation and the National Center for Complementary and Integrative Health.

LANY KIMMONS

MOON SHOTS PROGRAM Results-oriented, patient-driven

Launched in 2012, MD Anderson's Moon Shots Program™ aims to significantly reduce cancer deaths and transform cancer care. Moon Shot™ teams pursue innovative projects prioritized for greatest patient impact, and specialized platforms provide infrastructure, systems and strategy. These efforts will help support all other cancer research at MD Anderson. Funding is from private philanthropy, institutional earnings, competitive research grants and commercialization of new discoveries. The Beau Biden Cancer Moonshot, led by former Vice President Joe Biden, aligns with the program to accelerate progress in the fight against cancer.

Private philanthropic commitments to the program total more than \$435.1 million.

AREAS OF FOCUS:

- B-cell lymphoma
- Breast cancer
- Chronic lymphocytic leukemia
- Colorectal cancer
- Glioblastoma
- High-risk multiple myeloma
- Human papillomavirus-related cancers
- Lung cancer
- Melanoma
- Myelodysplastic syndromes and acute myeloid leukemia
- Ovarian cancer
- Pancreatic cancer
- Prostate cancer

MY MOON SHOT

SARAH KETTLES, originally from Mansfield, Texas, lives in the San Francisco Bay area. She's a 2013 alumna of Texas 4000, a program that cultivates University of Texas student leaders in the fight against cancer through a 4,000-mile bike ride from Austin to Anchorage, Alaska.



Sarah Kettles

COURTESY OF SARAH KETTLES

Camping on the John Muir Trail in a secluded meadow overlooking the Sierra Nevada Mountains, I was joined by a woman who also had decided to call the meadow home for the night.

We shared dinner and hot chocolate, watched the alpine glow dance across the mountains and talked about our lives. I asked why she was spending a month to hike alone for 211 miles. Her answer: 'To take advantage of the time I have left.'

She'd recently learned that her breast cancer treatments weren't working. She was choosing to take advantage of the one year of good health in front of her.

I didn't know it then, but her story was the driving force in my commitment to a 2017 Ironman® Triathlon, for her and for all the people in my life who've been affected by cancer.

I began my fight against cancer in 2013 when I rode with Texas 4000 and raised \$330,000 with my teammates for cancer and

support programs.

I've since been a member of Texas 4000's Grants Committee. During my second year, we decided to fund a seed grant for a promising research project at MD Anderson that lacked data to back it up. Texas 4000 was willing to take a chance, and two years later we received an astounding report. This research was on track to become a game-changer in targeted cancer treatments.

I'm registered for the Nov. 19 Ironman in Tempe, Arizona. I will swim 2.4 miles, ride 112 miles and run 26.2 miles to fight cancer. I'm raising \$10,000 for MD Anderson's Moon Shots Program™ because I believe in research that pushes the envelope. The future of a world without cancer rests with researchers who are willing to take risks and try new things.

WHAT'S YOUR MOON SHOT?

Contact us at promise@mdanderson.org and tell us why MD Anderson's Moon Shots Program is important to you.

About the

Adaptive Patient-Oriented Longitudinal Learning and Optimization (APOLLO) platform

• **Andy Futreal, Ph.D.**, professor of Genomic Medicine

• **Cynthia Powers**, director of Ambulatory Work Standardization

APOLLO is a clinical framework to assure quality data by providing a structure that accelerates research-driven patient care. It has streamlined and standardized a process for:

- gathering high-quality biopsies and conducting biospecimen draws before, during and at the end of treatment
- preparing samples for deep genomic/molecular analysis and immune response monitoring
- storing results in the Translational Research Accelerator platform, which is the first and currently only truly integrated clinical and research data platform made for cancer research

APOLLO has been used successfully in leukemia, sarcoma and melanoma pilot projects. In the next two years, it is scheduled to conduct analyses in 2,100 patients enrolled on 28 high-priority clinical trials for lung, breast, colorectal, pancreas, ovarian and HPV-related cancers, as well as multiple myeloma, glioblastoma, lymphoma and sarcoma.

APOLLO has standard-changing potential. The platform will enable deep longitudinal molecular profiling of even the rarest cancers, populating the most comprehensive, patient-centric and clinically driven molecular cancer dataset anywhere.

DOCTOR'S DETERMINATION INSPIRES FAMILY DONATION

Jake and Nina Kamin Endowment honors intersecting legacies

BY CHARLIE NATER

Susan Smith didn't have to look far for an institution that would honor her sister, Linda Chapman Golden, who lost her life to multiple myeloma.

As a research data coordinator working with patients in clinical trials at MD Anderson, Smith witnessed for more than a decade how philanthropy helps doctors save lives. She met with Robert Orlowski, M.D., chair of Lymphoma/Myeloma, to discuss how myeloma patients might benefit from an endowment in her sister's memory.

Orlowski, whose father, Marian Orlowski, M.D., was nominated for the 2004 Nobel Prize for research in proteasome activity, told Smith about some of the research going on in his lab. One focus area that sparked her interest is the development of preclinical cancer models to understand common genetic abnormalities of tumors. Through the genetic analyses of patient samples, Orlowski explained, researchers learn about the many subtypes of myeloma, which allows physicians to determine who gets what treatment, as quickly as possible. Collecting, processing, storing and analyzing these patient tumor samples, however, can be quite expensive, he added.

Smith also learned that when Orlowski was a postdoctoral fellow at Johns Hopkins School of Medicine, he found that cells die more quickly when put in contact with proteasome inhibitors. With this



Robert Orlowski, M.D.



The Jake and Nina Kamin Foundation is named for Susan Smith's late stepfather, Jake, and mother, Nina, pictured from left with Susan's sister, Linda Chapman Golden. The Kamins' legacy lives on through an endowment for multiple myeloma research at MD Anderson.

COURTESY OF SUSAN SMITH

knowledge, he laid the groundwork for bortezomib, the first drug targeting the proteasome, now used to treat tens of thousands of patients with multiple myeloma.

"It was exciting to advance my father's research from the lab to the patient," says Orlowski. "I'm proud to have built upon his life's work."

Orlowski's determination to find enduring treatments inspired Smith to help establish, through her family's Jake and Nina Kamin Foundation, the Jake and Nina Kamin Endowment for Multiple Myeloma Research in Memory of Linda Chapman Golden.

"For years, I got to witness how clinical trials helped patients in need of hope," says Smith, who is now retired. "It's my family's desire to bring hope to patients at MD Anderson."

UNFINISHED BUSINESS

Brothers donate allowance to brain cancer research in father's memory

BY ALLISON SCHAFFER

Three brothers. One mission.

Parker, Harrison and Oliver Broach typically donate 10% of their allowance to a charitable cause of their choice.

"We want to give money and be nice," says 7-year-old Oliver.

But most recently, the boys decided to pool all of their money — from allowances to Christmas gifts to little bits saved here and there — to support a cause that hits extremely close to home.

The Broach brothers donated \$400.75 to support brain cancer research at MD Anderson through the Broach Foundation for Brain Cancer Research. Established by their mother, Jamie Broach Byrd, and their late father, James Broach, the Broach Foundation promotes funding for brain cancer research and education so that effective treatments, and ultimately a cure, can be found.

"We don't want any other people to die," says Parker, 10. "We want them to live longer and not be in so much pain."

To date, the Broach Foundation has funded more than \$4 million for brain cancer research.

"It was really heartwarming to see them save all this money, look outside of themselves and be willing to contribute to a cause to help others," says Jamie. "I think James would be really proud of them."



Jamie Broach Byrd with sons Harrison, Parker, from left, and Oliver.

ADOLFO CHAVEZ III

Harrison, 9, hopes his friends and other kids his age are inspired by their gift.

"They should do it too!" he says.

The Broach Foundation's sixth annual Stand-Up for Brain Cancer gala, April 6 at the River Oaks Country Club in Houston, featured comedian Kevin Nealon, and raised more than \$530,000 for brain cancer research.



In Full Swing

Cancer prevention efforts aim for greater reach at Shell Houston Open

BY ALLISON SCHAFFER

As the official cancer center of the PGA TOUR, MD Anderson touches countless members of the golf community every year with a message of cancer prevention and a reminder of the dangers from continued exposure to the sun. From offering free sunscreen and UV-protectant sunglasses to providing shaded grandstands for sweltering golf fans, MD Anderson's primary mission on the golf course is to prevent cancer from occurring in the first place.

MD Anderson provided multiple sunscreen stations, filled with free Supergoop! Everyday Sunscreen SPF 50, across the course for tournament attendees. Stations included mirrors to ensure that sunscreen could be applied correctly.



This year, cancer prevention efforts expanded dramatically at the Shell Houston Open. MD Anderson dermatologists Saira George, M.D., assistant professor, Dermatology; Anisha Patel, M.D., assistant professor, Dermatology; and Sana Zahiruddin, M.D., resident, Dermatology, provided nearly 100 skin screenings, free to players, caddies and the public over the course of the week.

Cancer prevention experts including Therese Bevers, M.D., professor, Clinical Cancer Prevention, also were on hand to answer questions from tournament attendees about anything under the sun.

Golf fans found respite at MD Anderson's Strike Through Cancer Pavilion and shaded grandstands near the 18th green. In addition to the 30-foot Strike Through Cancer Wall, the biggest attraction was the sunscreen station, upgraded this year to include a mirror to encourage thorough sunscreen application on faces, ears and necks.

"Skin cancer is the most common cancer in the United States," says Tom Buchholz, M.D., executive vice president and physician-in-chief. "It's also one of the most preventable. Over the past few years, we've educated millions of people on ways to reduce their

“ Skin cancer is the most common cancer in the United States. It's also one of the most preventable.”

—TOM BUCHHOLZ, M.D.



Saira George, M.D., performs a skin screening inside a shaded tent located conveniently off the 18th green.

risk for developing cancer. By having our expert dermatologists and cancer prevention specialists on-site at the course this year, I'm hopeful that even more people will take notice and take action."

MD Anderson also had a presence at The PLAYERS Championship in Ponte Vedra Beach, Florida, and will be at the TOUR Championship in Atlanta, Georgia, in September.



Maggie Howard, a cancer survivor and patient at MD Anderson Children's Cancer Hospital, takes a swing at the Topgolf Swing Suite at the Four Seasons hotel in Houston.

MD ANDERSON AND TOPGOLF have teamed up in hopes of taking cancer prevention efforts to even greater heights. MD Anderson is the official charity partner of Topgolf, a premier entertainment and event venue that offers point-scoring golf games for all skill levels, with more than 40 locations across the U.S. and U.K.

Through the summer, Topgolf will share cancer prevention messages at all locations nationwide. In July, the company will run a fundraising campaign, a first-of-its-kind initiative for Topgolf. Customers will have the opportunity to donate \$5 to receive a \$10 play coupon, with all funds going back to MD Anderson to support crucial cancer research and prevention programs.



SKIN SCREENINGS: 66 Public | 27 Players & Caddies

SEEK SHADE.
Avoid the sun between
10 a.m. and 4 p.m.

THE UNIVERSITY OF TEXAS
MD Anderson
Cancer Center
Official Cancer Center
of the PGA TOUR

APPLY AT THE TURN.
Choose a sunscreen with
SPF 30 or higher.



ADOLFO CHAVEZ III

To kick off Shell Houston Open festivities, the **PGA TOUR WIVES ASSOCIATION** donated \$5,000 to MD Anderson Children's Cancer Hospital to host a golf-themed party on March 28 for teen and young adult patients. Nearly a dozen patients headed to the Four Seasons hotel in downtown Houston, where they were treated to a night of fun in the Swing Suite, featuring two Topgolf (see page 10) simulators. They also enjoyed plenty of other games and food courtesy of the PGA TOUR Wives Association. Mark Roling, a cancer survivor and longtime NBC Sports/Golf Channel analyst, and his wife, Debi, were on hand, along with the PGA TOUR wives.

The PGA TOUR wives pause for a photo with Mark and Debi Roling, center.



ADOLFO CHAVEZ III

A golf fan stops to "strike out" cancer and sign a message of hope.

STRIKE THROUGH
CANCER WALL MESSAGES **7,000**



ADOLFO CHAVEZ III

A custom Snapchat filter gave tournament attendees the chance to share cancer prevention and sun safety messages on social media.

SUNSCREEN **10 GALLONS**



ADOLFO CHAVEZ III

Whitney Thoman, senior exercise physiology technologist, helps pass out sunglasses to the crowd at the Shell Houston Open.

SUN SAFETY
GIVEAWAYS
17,150



ADOLFO CHAVEZ III

Therese Bevers, M.D., medical director of the Lyda Hill Cancer Prevention Center at MD Anderson, chats with a tournament attendee and shares healthful lifestyle and cancer prevention tips.

DONATIONS **\$10,348**

ATTENDANCE
100K

GETTING TO KNOW Marsha Shields

BY SARAH WATSON

Marsha Shields, a lifelong resident of San Antonio, has been an active member of the MD Anderson Cancer Center Board of Visitors (BOV) since 2008. She currently serves as vice chair and will begin her two-year term as chair in September 2018. At that time, she will be the BOV's second female chair and its first second-generation chair, following the tradition established by her father, BOV Life Member Red McCombs, 1995-1997 chair. Marsha wears many hats at McCombs Enterprises, which has interests in automobile dealerships, real estate, energy, multiple business entities and ranching.

She also is manager of McCombs Family Partners and president of the McCombs Foundation, which contributed \$30 million to MD Anderson's Red and Charline McCombs Institute for the Early Detection and Treatment of Cancer in 2005. A melanoma survivor, Marsha co-chaired MD Anderson's 75th anniversary gala committee in 2016 along with her husband, Hon. John H. Shields, helping raise more than \$13.5 million for patient care and research initiatives. They have two grown children and two grandchildren.

What three words best describe what is most important in life?

Faith, family, friends.

What does it take to be a good leader?

The responsibility of leadership requires being a good listener, being teachable, being flexible, preparing a plan and executing it to completion.

What are your goals as BOV chair-elect?

I hope to identify and use the talents, gifts and knowledge of each member to enhance MD Anderson's mission to end cancer.

In addition to your advocacy for MD Anderson, what do you do with your spare time?

I take delight in spending time with my family, especially our grandchildren. I enjoy reading, cooking and solving puzzles.

How did you become involved with the BOV?

I wanted to learn more about the impact of the investment my parents (Charline and Red McCombs of San Antonio) had made in MD Anderson years ago. I came on campus visits, liked what I saw and wanted to volunteer.

What has been most rewarding in almost a decade of volunteering on behalf of MD Anderson?

I'm inspired by watching professionals direct their expertise and passion to a common mission in a way that is changing lives every day. I'm proud of the genuine concern, courtesy and exceptional care extended by every single staff member to each and every person who walks through MD Anderson's doors.

Why are you committed to Making Cancer History®?

I don't want my children or grandchildren to experience the devastation and destruction caused by cancer.



Marsha Shields

ADOLFO CHAVEZ III

Education:

- Bachelor of Arts in Spanish and religion, Duke University
- Post-graduate work in education, Trinity University
- Post-graduate work in business, The McCombs School of Business at The University of Texas at Austin

Board of Visitors Service:

- Vice Chair (current)
- Member, Executive Committee
- Chair, Clinical Business, Enterprise and Innovation Advisory Group
- Co-chair, 75th Anniversary Gala Committee
- Member, Events Committee
- Chair, Membership Committee

A CROSS-COUNTRY BATTLE

Survivor travels coast to coast post-treatment to raise awareness of HPV-related cancers

BY ALLISON SCHAFFER

A simple shave turned Christopher Damico's life upside down.

"I was shaving my neck when I felt a lump that was out of place," says Damico. "I thought it was a swollen gland, but the lump didn't go away. I had it checked out and, long story short, that lump was a lymph node to which cancer had spread from somewhere in my head and neck."

The 45-year-old husband and father of three was floored when he received a stage IV diagnosis.

"I didn't think I had any of the classic risk factors of head and neck cancer. I never smoked, I didn't chew tobacco and I wasn't a heavy drinker," he says. "It turns out, in fact, I did have a significant risk factor: exposure to the human papillomavirus (HPV)."

About 80% of people — men and women — will at some point be infected with HPV.

"Virtually everyone, including young men and boys, will be exposed to HPV," says Erich Sturgis, M.D., professor, Head and Neck Surgery. "That puts them at risk for developing these types of throat cancers."


"I looked for the best head and neck treatment centers in the nation," says Damico, who lives in Los Angeles, California. "MD Anderson was at the top of that list."

After meeting with Sturgis and Adam Garden, M.D., professor, Radiation Oncology, he returned home to weigh his options.

"I was looking for a place that knew how to deal with my treatment when and if things went sideways, a place that could help me if I had to go from Plan A to Plan B to Plan C," Damico says. "That is when expertise matters, and that type of expertise only comes with the experience and knowledge that exists at a place like MD Anderson."

Throughout his cancer journey, Damico flew back and forth weekly from Los Angeles to Houston for radiation and chemotherapy so that he could spend the weekends back home with family. He quickly grew more interested in what was happening in his body — the biology, chemistry and physics of the treatment.

"Even after my treatment, when I'd come to Houston for quarterly or semi-annual checkups, that interest continued in discussions with Dr. Sturgis," Damico says. "I became fascinated with the idea that vaccines like Gardasil could



Erich Sturgis, M.D.

"I looked for **the best** head and neck treatment centers in the nation. **MD Anderson was at the top** of that list." — CHRISTOPHER DAMICO

be used to stop cancers from developing in the first place."

Damico's cancer journey continues post-treatment through his advocacy and determination to raise awareness of HPV-related cancers. He's created the Susan and Christopher Damico Chair for the benefit of the Department of Head and Neck Surgery in support of the HPV-Related Cancers Moon Shot™ team, begun serving as a patient advocate for MD Anderson's National Cancer Institute-funded SPORE (Specialized Programs of Research Excellence) grant for HPV-related diseases and joined the MD Anderson Cancer Center Board of Visitors.

"We have a real opportunity to eradicate these cancers for our children's generation," says Sturgis. "Mr. Damico's support is a significant help in advancing these efforts, from raising awareness in the public to educating policy makers about the problem of HPV."



ISTOCKPHOTO.COM/DIEGO CERVO

Peace of mind

\$100,000 gift supports patients' unthought-of needs

BY ALLISON SCHAFFER

Pease Sullivan has never set foot inside MD Anderson. But despite the fact that she lives more than 1,100 miles away in Miami, Florida, Sullivan holds a special place in her heart for the institution.

"My daughter-in-law went to MD Anderson when she was diagnosed with breast cancer at the age of 25," she says. "Other institutions had only negative news for her, but thank heaven she went to Texas. Ten years later, she has two beautiful children."

When Sullivan's grandson was diagnosed with leukemia, she came up with a novel idea.

"I was most taken by these unmet needs people were experiencing that nobody would think about," says Sullivan. "For example, there was a play area for the children to enjoy, but it would have been nice if every child could have an iPad or individual toy for those very long days of chemotherapy treatment."

Working with the Department of Social Work at MD Anderson, Sullivan made a \$100,000-plus gift dedicated to supporting unthought-of needs of cancer patients and their families.

"We've got the very best physicians.

We know our patients are getting very good medical care," says Margaret Meyer, director, Social Work. "But we also want to ensure that they've got all of the other support to help get them through the process. That's where social work comes in."

Sullivan's fund already is being put to good use. In the short time that it's been available, it's been used to:

- purchase formula for feeding tubes necessitated by surgery for a head and neck cancer survivor
- help cover a breast cancer survivor's bills while she was out of work for surgery
- help cover a clinical trial patient's rent
- help a breast cancer survivor make an emergency mortgage payment that prevented her from losing her home

"This gift is truly a gift beyond gold," says Carmella Wygant, a social work counselor at MD Anderson. "These families see \$100 or \$200, but they feel like it's half a million. They don't feel alone anymore because they see that someone cares. It's really powerful."

Sullivan hopes that her gift might inspire others in the long run.



Peace Sullivan

JOHN FRANCIS BOURKE

"I hope, in a small way, this fund might make that part **just a little bit easier.**"

— PEACE SULLIVAN

"When people are so overwhelmed by an illness like cancer, it's very hard to think clearly and work out the other details of your life," she says. "I hope, in a small way, this fund might make that part just a little bit easier."



BUNNY HOPS AND PHOTO OPS: Clockwise from left: Craft activities keep budding artists Margaret Brown, from left, Luke Pinkston and Teresa Pinkston busy at the Little Galleria in Houston at an annual springtime celebration benefiting MD Anderson Children's Cancer Hospital. Cody and Kusum Patel enjoy the festivities with daughter Krishna. Barringer Rushing poses in his Easter best for a formal portrait with a furry friend. Proceeds from this fiscal year's Little Galleria events, including Halloween Spooktacular and Breakfast With Santa, total \$16,000. Next up is the Little Galleria Back-to-School Fashion Show, Aug. 12. For information, email events@mdanderson.org or call 866-434-7084.

SURVIVORS SAY

KARLEE STEELE, of Austin, is a three-time cancer survivor. She enjoys hiking and fishing with her son, Quade, 11. She has been with Cox Media Group for 10 years, first in El Paso and now in Austin, where she is a sales manager.

Whether it's the first, or in my case, third diagnosis, the words 'You have cancer' are hard to hear. My first cancer diagnosis was in 2011. I had just moved to Austin with my son, when I learned I had stage II melanoma on my leg. After two surgeries, a sentinel node biopsy and clear margins, I needed a skin check every three months.

Two years later, a new mole appeared on my shoulder: stage I melanoma. The cancerous area was removed, and I received a clear report.

A year and a half later, I found a swollen node under my arm. A surgeon in Austin did a needle biopsy. It came back negative, but I still wanted it out. It was stage III melanoma. I was stunned. I eat well and exercise six days a week. I take pride in living a healthful life.

The 'big cancer' originated from my second melanoma, traveling into my lymph nodes, where it stayed silent for almost two years.

I wanted to be at the best cancer center in the world, with access to the latest melanoma treatment advancements. At MD Anderson, I made a plan with my oncology team to beat this 'silent killer' and soon underwent surgery.

Next I enrolled in an immunotherapy vaccine clinical trial. Its objectives were accomplished: It taught my body's T cells to recognize and fight against melanoma in the future.

I'm forever grateful to MD Anderson and its wonderful team. My son and I continue to fish and hike. And I can live to see him develop into a fine young man.



Promise invites cancer survivors to share their reflections. Email promise@mdanderson.org.

PROMISE **SPRING 2017**

Please check the appropriate box and return to the address above.

- Please change my name or address.
- I received a duplicate copy. Please make the necessary correction.
- Please remove my name from the Promise mailing list.
- I'd rather receive Promise via email.

My email address: _____

iPROMISE

From left: Carter, Melissa,
Brendan and Jackson Locke



SARAH NICOLE KRUEGER

Brendan Locke and his wife, Melissa, of Milwaukee, recently worked with the state of Wisconsin to declare July as Sarcoma Awareness Month. They are actively involved with the CancerHawk Foundation (CancerHawk.com).

“ In January 2016, my wife, Melissa, was diagnosed with synovial sarcoma, a form of soft tissue cancer. Given the disease’s rarity, we sought opinions from three hospitals. After deciding that MD Anderson was best for her, we met with Dr. Dejka Araujo, associate professor of Sarcoma Medical Oncology, who told us, ‘I have a plan for you.’ I can’t begin to express how meaningful those words are.

We made a commitment to Dr. Araujo and MD Anderson to defeat this disease. During Melissa’s chemotherapy, we commuted every 10 days to Houston, staying for a week and then returning home. We’ve walked through Hobby Airport more than 50 times in the past 12 months.

Dr. Araujo stuck with us, and we stuck with the plan. In May 2016, Melissa completed six rounds of chemotherapy. In June,

we were told there was a new immunotherapy clinical trial for synovial sarcoma, one of the first breaks in treating sarcoma in almost 30 years, and that Melissa was eligible. In August, we went back to MD Anderson for her apheresis. We waited for her T cells to be ready, and they were reinfused on Dec. 5.

Melissa is the first sarcoma patient at MD Anderson to participate in this trial. Typically, synovial sarcoma is found in the joints. Melissa’s is in the pleural lining of her right lung. They say she is only one of 200 known cases in the world.

Dr. Araujo is giving us hope that we can win. We’ve made a choice that fear will not change the way we live. Melissa’s goal is to beat sarcoma and be on a billboard showing the world that she is winning, that cancer can’t get you down and something can be done.

DO YOU PROMISE?

Tell us why you’re committed to Making Cancer History® by sending an email to promise@mdanderson.org.